

# Burundi

## Statistical Country Profile



Edition 02/2023

Publication date: 09 Februar 2023

Contact us:  
[www.destatis.de/contact](https://www.destatis.de/contact)  
Phone: +49 611 75 2405

## Contents

|   |    |
|---|----|
| General information . . . . .           | 3  |
| Economy and finance . . . . .           | 3  |
| Population . . . . .                    | 5  |
| Health . . . . .                        | 6  |
| Education . . . . .                     | 6  |
| Labour force . . . . .                  | 6  |
| Living conditions . . . . .             | 8  |
| Production . . . . .                    | 8  |
| Agriculture and forestry . . . . .      | 8  |
| Foreign trade . . . . .                 | 9  |
| Transport . . . . .                     | 11 |
| Environment and energy . . . . .        | 11 |
| Science, research, technology . . . . . | 12 |
| Sources . . . . .                       | 12 |



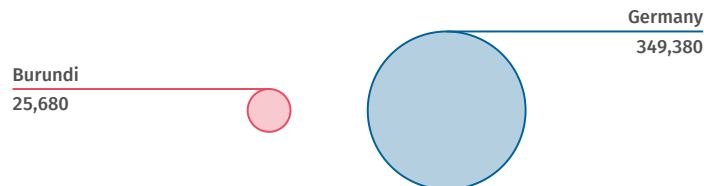
## General information

Capital city  
**Bujumbura**

Official language  
**Kirundi, French**

Currency  
**Burundi Franc**

Land area in relation to Germany  
km<sup>2</sup>



Source: WB-WDI



## Economy and finance

Gross domestic product  
(GDP), total  
bn US\$

**3.351**  
(2021)

Source: IMF-WEO

GDP,  
real change  
% since 2000

**+76**  
(2021)

Source: IMF-WEO\*

GDP  
per capita  
US\$

**274**  
(2021)

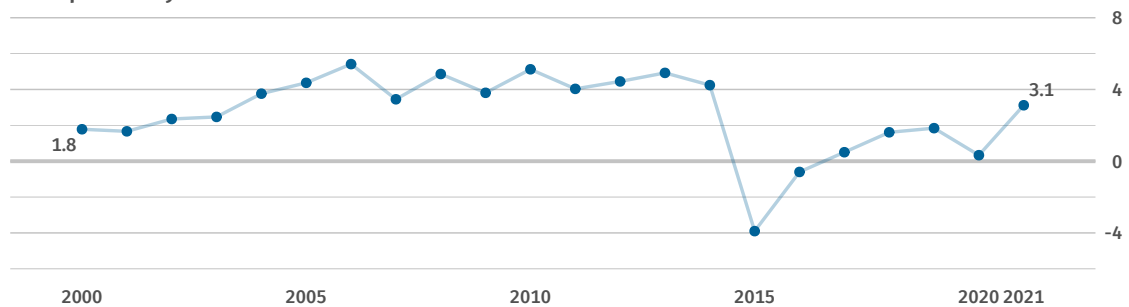
Source: IMF-WEO

GDP  
per capita  
internat. US\$

**805**  
(2021)

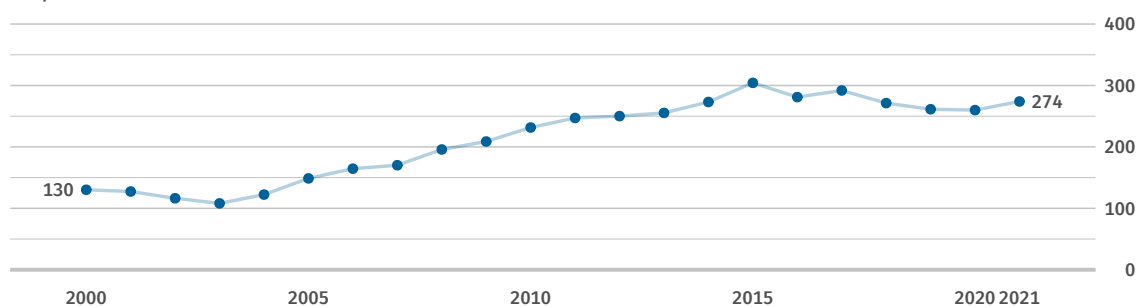
Source: IMF-WEO

Gross domestic product, real change  
% on previous year



Source: IMF-WEO

Gross domestic product per capita  
US\$



Source: IMF-WEO

Inflation rate  
(change of consumer  
price index)  
% on previous year

**+8.4**  
(2021)

Source: IMF-IFS

General government  
gross debt

% of GDP  
**66.6**  
(2021)

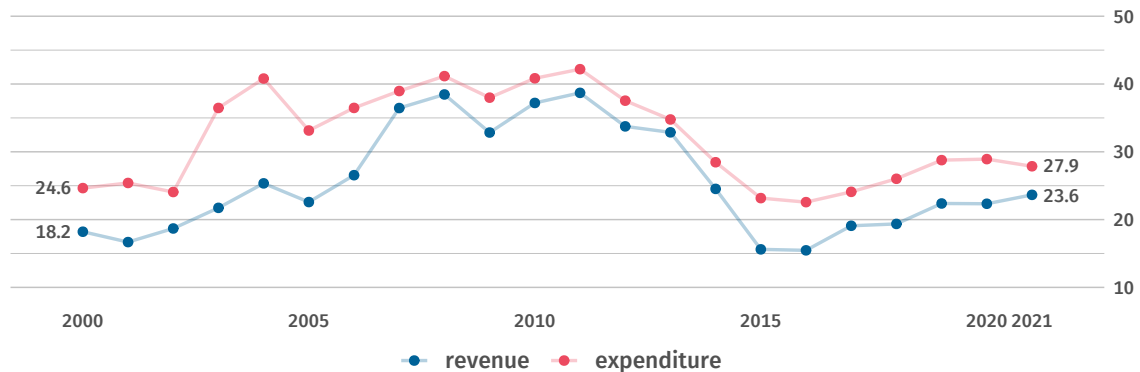
Source: IMF-WEO

General government  
net lending / borrowing

% of GDP  
**-4.2**  
(2021)

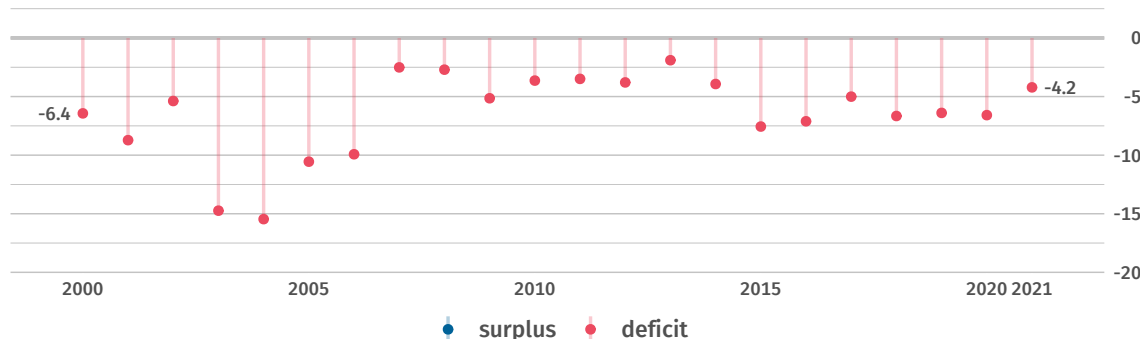
Source: IMF-WEO

### General government revenue and expenditure % of GDP



Source: IMF-WEO

### General government net lending / borrowing % of GDP



Source: IMF-WEO

Foreign direct  
investment (FDI):  
inward stocks

bn US\$  
**0.242**  
(2021)

Source: UNCTAD

Foreign direct  
investment (FDI):  
outward stocks

bn US\$  
**0.006**  
(2021)

Source: UNCTAD

Foreign direct  
investment (FDI):  
net flow, inward

bn US\$  
**0.008**  
(2021)

Source: UNCTAD

Foreign direct  
investment (FDI):  
net flow, outward

bn US\$  
**0.001**  
(2021)

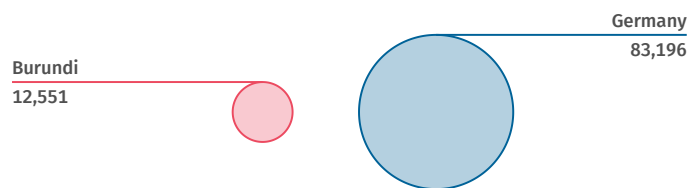
Source: UNCTAD



## Population

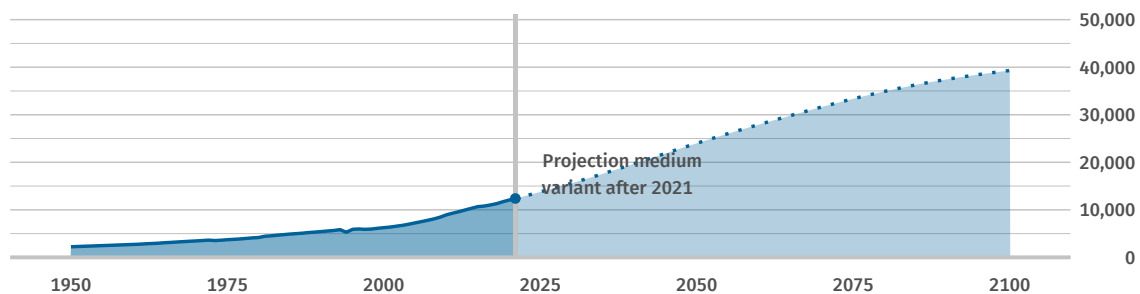
|   |  |   |   |
|---|--|---|---|
| <b>Population total</b><br>1,000<br><b>12,551</b><br>(2021)<br>Source: WB-WDI | <b>Population density</b><br>inhabitants per km²<br><b>477</b><br>(2021)<br>Source: WB-WDI | <b>Life expectancy at birth (women)</b><br>years<br><b>63.7</b><br>(2020)<br>Source: WB-WDI | <b>Life expectancy at birth (men)</b><br>years<br><b>59.5</b><br>(2020)<br>Source: WB-WDI |
|---|--|---|---|

### Population in relation to Germany 2021 1,000



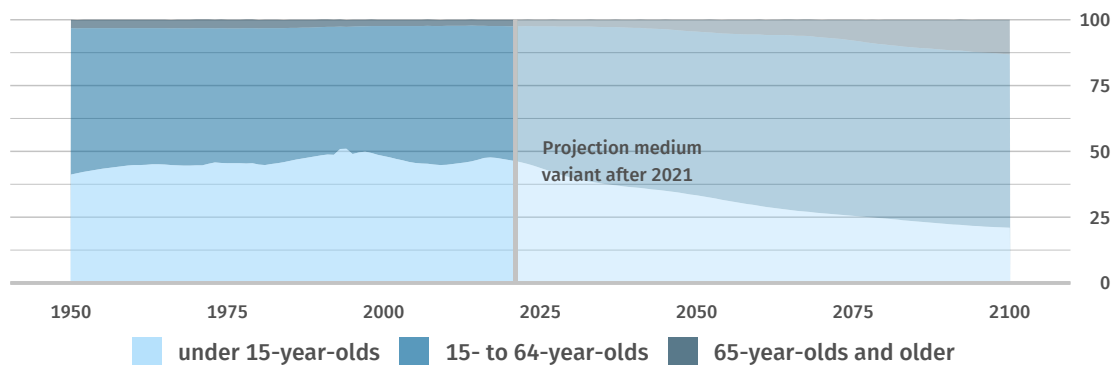
Source: WB-WDI

### Population 1,000



Source: UN-POP

### Population by age group proportion, %



Source: UN-POP



## Health

Practising physicians  
per 1,000 inhabitants

**0.1**

(2020)

Source: WHO

Hospital beds  
per 1,000 inhabitants

**0.8**

(2014)

Source: WHO

Prevalence of  
raised blood pressure  
%

**29.2**

(2015)

Source: WHO

Prevalence of  
obesity (BMI  $\geq 30$ )  
%

**5.4**

(2016)

Source: WHO



## Education

Government  
expenditure  
on education  
% of GDP

**5.1**

(2018)

Source: UNESCO

Pupil-teacher  
ratio  
(primary education)  
number

**47.4**

(2021)

Source: UNESCO

Pupil-teacher  
ratio  
(secondary education)  
number

**25.6**

(2019)

Source: UNESCO

Students  
(tertiary education)  
per 100,000 inhabitants

**375**

(2018)

Source: UNESCO\*



## Labour force

Employment rate  
(persons aged 15+)

**76.8**

(2021)

Source: ILOSTAT

Labour force  
(persons aged 15+)

**5,266**

(2021)

Source: ILOSTAT

Labour force  
participation rate  
(persons aged 15+)

**78.2**

(2021)

Source: ILOSTAT

Self-employment  
(persons aged 15+)

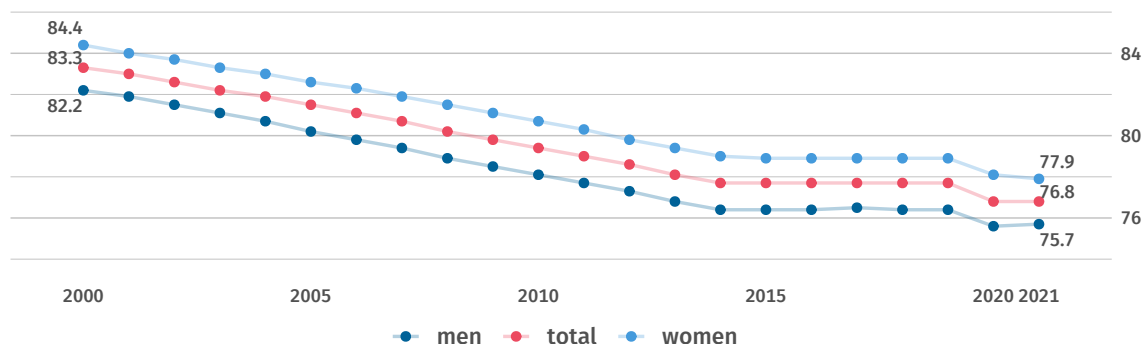
**88.2**

(2021)

Source: ILOSTAT

### Employment rate (persons aged 15+)

%




Source: ILOSTAT

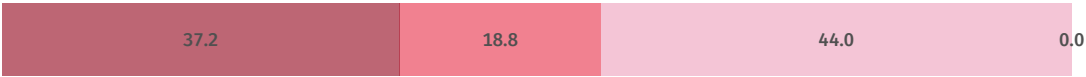
Employment and gross value added by sector 2020

%

Employment



Gross value added



■ agriculture, forestry, fisheries ■ industry ■ services ■ not specified

Source employment: ILOSTAT  
Source gross value added: UNSD

Unemployment rate  
(persons aged 15+)

%

**1.8**

(2021)

Source: ILOSTAT

Unemployment rate  
(persons aged 15 to 24)

%

**3.4**

(2021)

Source: ILOSTAT

Long-term unemployment rate  
(persons aged 15+)

% of unemployed persons

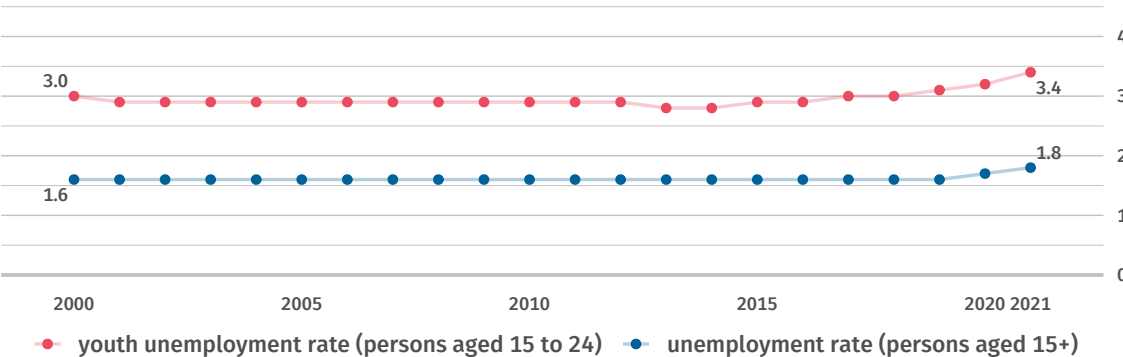
**95.5**

(2014)

Source: ILOSTAT

Unemployment rate and youth unemployment rate

%



● youth unemployment rate (persons aged 15 to 24) ● unemployment rate (persons aged 15+)

Source: ILOSTAT



## Living conditions

Human Development  
Index (HDI)

value (0 low to 1 high)

**0.426**

(2021)

Source: UNDP

Human Development  
Index (HDI)

rank (of 188 countries)

**187**

(2021)

Source: UNDP

Income distribution:  
Gini coefficient

value (0 to 100; 0=equal distribution)

**38.6**

(2013)

Source: WB-WDI



## Production

Index of industrial production

2010=100

No data

Source: IMF-IFS



## Agriculture and forestry

Change of agricultural  
production

% since 2000

**+73**

(2020)

Source: FAO\*

Agricultural  
land

% of land area

**79.2**

(2020)

Source: FAO\*

Forest  
area

% of land area

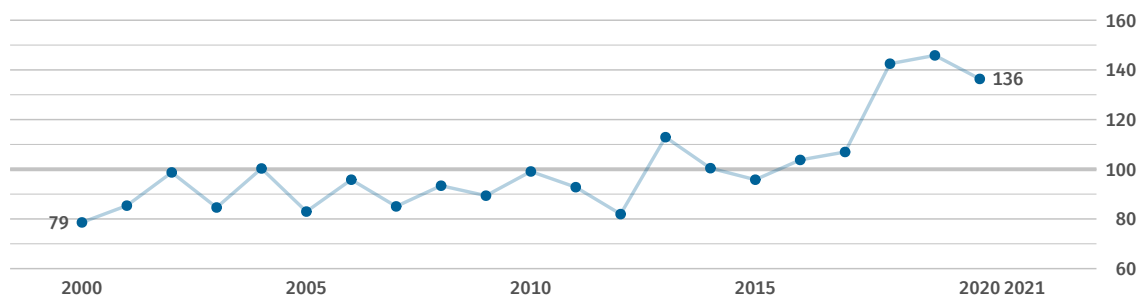
**10.9**

(2020)

Source: FAO\*

Index of agricultural production

2014 to 2016 = 100



Source: FAO





## Foreign trade

### Export of goods

bn US\$

**0.113**

(2021)

Source: UN Comtrade

### Import of goods

bn US\$

**0.981**

(2021)

Source: UN Comtrade

### Trade balance, goods

bn US\$

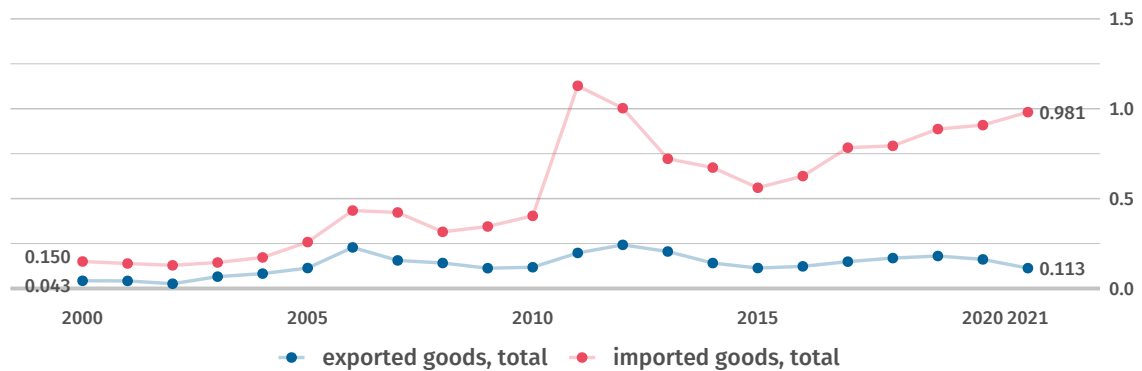
**-0.868**

(2021)

Source: UN Comtrade\*

### Export and import of goods

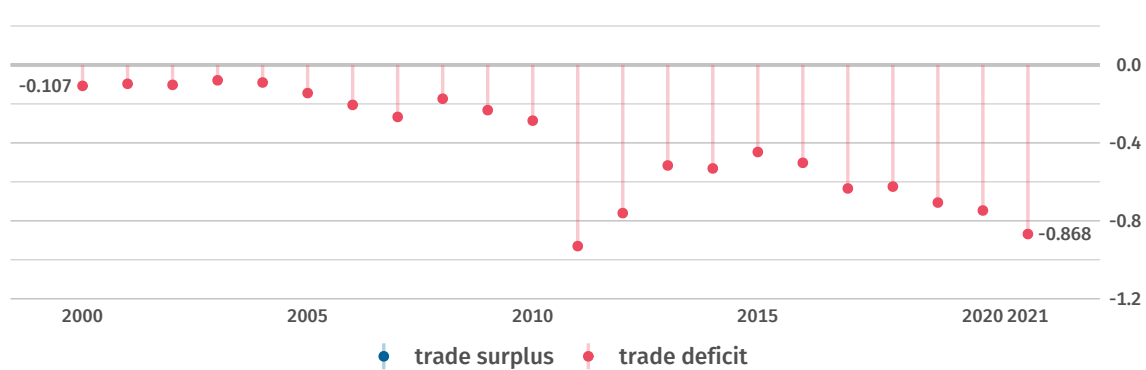
bn US\$



Source: UN Comtrade

### Foreign trade balance

bn US\$



Source: UN Comtrade

### Goods exported to Germany

mn US\$

**5.3**

(2021)

Source: UN Comtrade

### Goods exported to Germany

% of all goods exported

**4.7**

(2021)

Source: UN Comtrade\*

### Goods imported from Germany

mn US\$

**14.5**

(2021)

Source: UN Comtrade

### Goods imported from Germany

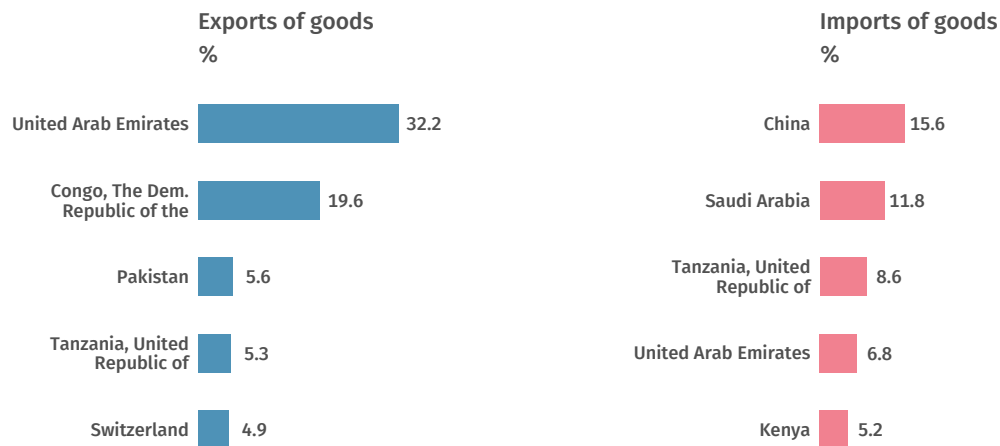
% of all goods imported

**1.5**

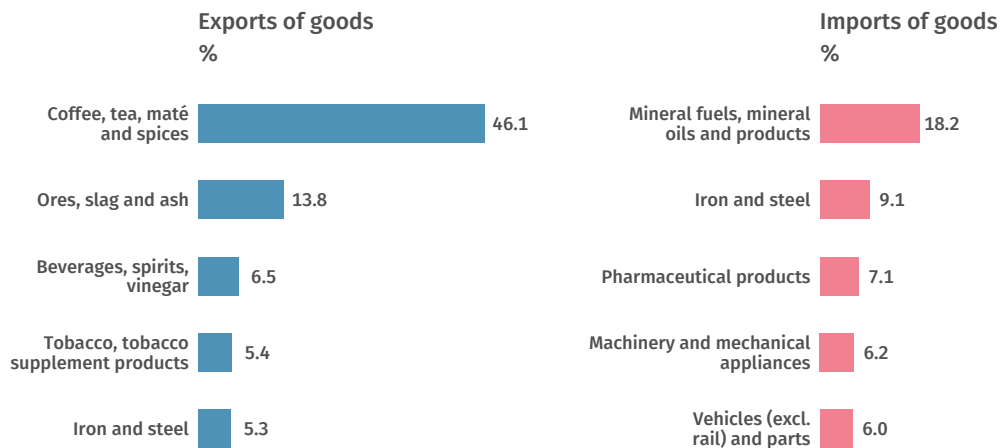
(2021)

Source: UN Comtrade\*

## Main trading partners 2021



## Main commodities traded 2021



Source: UN Comtrade\*

Classification of commodities: Harmonized Commodity Description and Coding Systems (HS2).



## Transport

Passenger cars  
per 1,000 inhabitants

**2**

(2015)

Source: OICA\*

Total rail network  
km per 1 mn inhabitants

**No data**

Source: WB-WDI\*

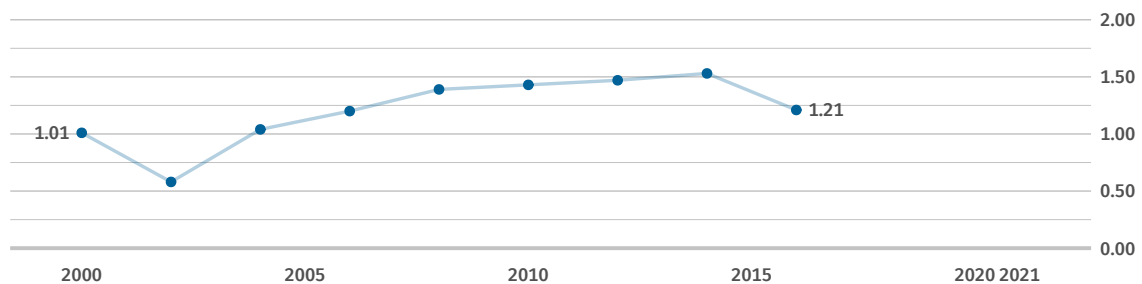
Air transport, passengers  
per 1,000 inhabitants

**No data**

Source: WB-WDI\*

### Gasoline price at the pump

US\$ per litre



Data collection conducted every two years.  
Source: WB-WDI



## Environment and energy

Carbon dioxide  
emissions

tonnes per capita

**0.1**

(2021)

Source: EDGAR

Total primary  
energy supply

kg oil equivalent per capita

**No data**

Source: WB-WDI

Gross electricity  
consumption

kWh per capita

**No data**

Source: WB-WDI

Renewable  
energy

% of total final energy  
consumption

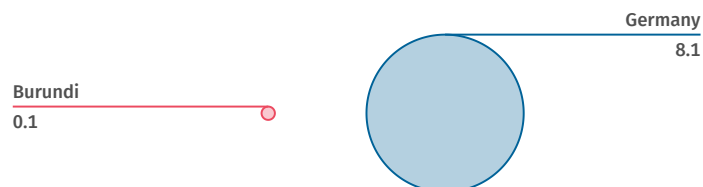
**84.8**

(2019)

Source: WB-WDI

### Carbon dioxide emissions in relation to Germany 2021

tonnes per capita



Source: EDGAR



## Science, research, technology

Gross domestic  
expenditure on R&D

% of GDP

**0.2**

(2018)

Source: UNESCO

Researchers

per 1 mn inhabitants

**23**

(2018)

Source: UNESCO

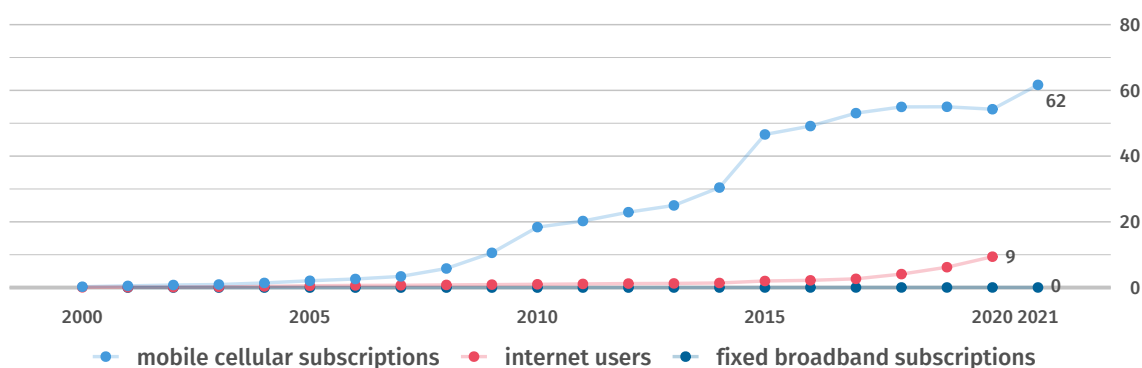
Resident patent  
applications

per 1 mn inhabitants

**No data**

Source: WIPO

### Dissemination of modern communication technology per 100 inhabitants



Source: ITU



## Sources

|             |   |
|-------------|---|
| EDGAR       | Emissions Database for Global Atmospheric Research, European Commission |
| FAO         | United Nations, Food and Agricultural Organization                      |
| ILOSTAT     | International Labour Organization, ILOSTAT - Database                   |
| IMF-IFS     | International Monetary Fund, International Financial Statistics         |
| IMF-WEO     | International Monetary Fund, World Economic Outlook                     |
| ITU         | United Nations, International Telecommunication Union                   |
| OICA        | International Organization of Motor Vehicle Manufacturers               |
| UN Comtrade | United Nations, Comtrade Database                                       |
| UNCTAD      | United Nations, Conference on Trade and Development                     |
| UNDP        | United Nations Development Programme                                    |
| UNESCO      | United Nations, Educational, Scientific and Cultural Organization       |
| UNPOP       | United Nations, Population Division                                     |
| UNSD        | United Nations, Statistics Division                                     |
| WB-WDI      | World Bank, World Development Indicators                                |
| WHO         | World Health Organization, Global Health Observatory                    |
| WIPO        | World Intellectual Property Organization                                |

\* Own calculations based on the original data source.

©nanoline icons by vuuuds + Caviar-Premium Icons by Neway Lau, CreativMarket / own adaptation

Statistical country profiles on all UN Member States: [www.destatis.de/countryprofiles](http://www.destatis.de/countryprofiles)